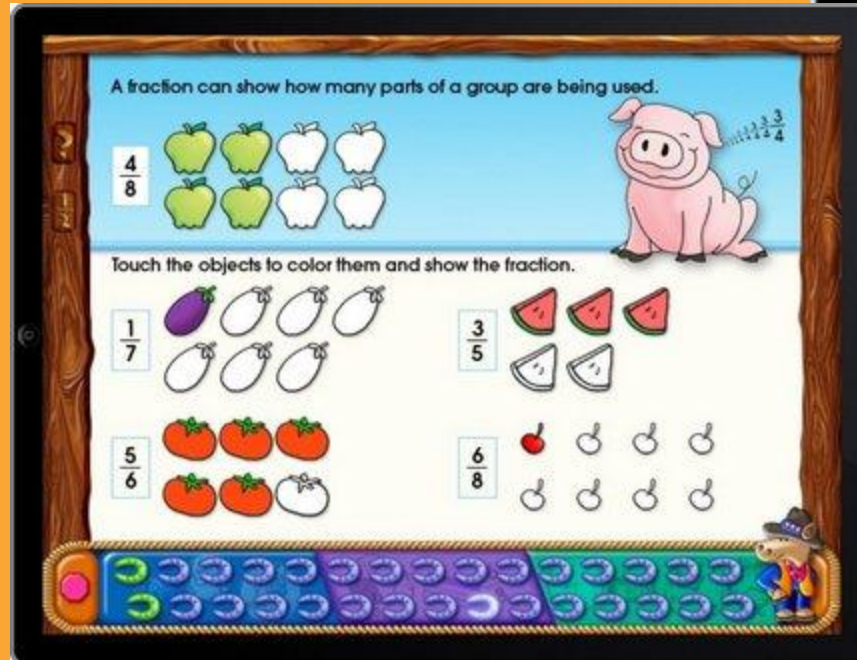


# The iPad in EDUCATION





**Lori Gracey**

**Executive Director**

**512-450-5400**

**[lgracey@tcea.org](mailto:lgracey@tcea.org)**

**twitter@tcea**

# Objectives

- Become familiar with the iPad and its features.
- Understand the differences between an iPad, an iPhone, and an iPod touch.
- Differentiate between the three types of apps that will run on the iPad.
- Understand the value of the iPad in education.

# iPad Basics



- 9.7" 1024x768 pixel LED-backlit display
- 1GHz Apple A4 processor
- Up to 10 hours battery life
- 0.5 inch thin
- 1.5 lbs.

# iPad 2 Basics

- Front and rear facing cameras
- Dual core processor (9x faster)
- Same battery life
- 33% thinner
- 1.3 lbs.
- Comes in white or black
- Mirroring (with special cable)



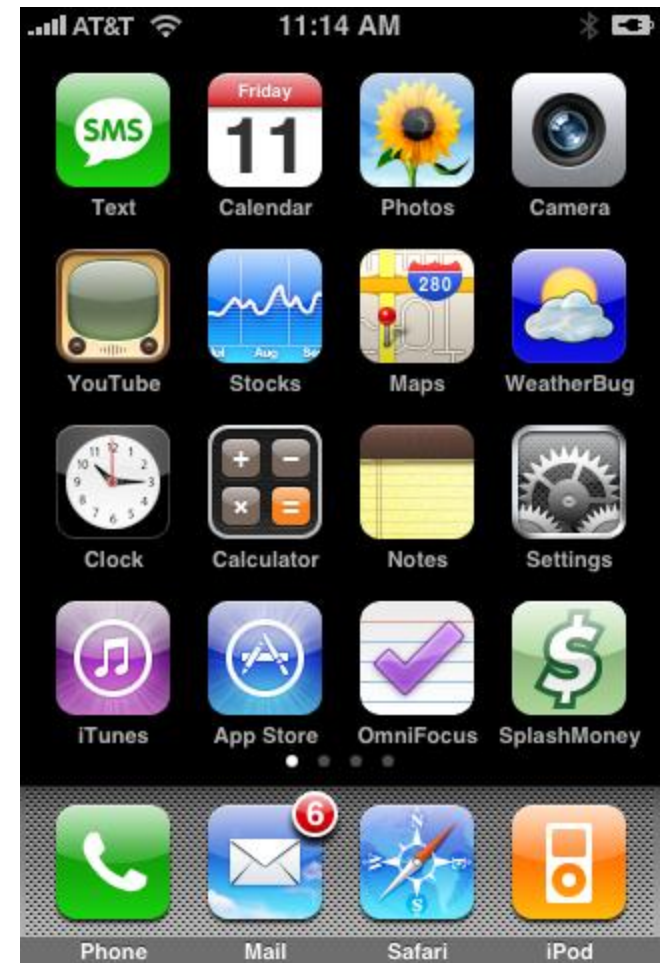
# New iPad Basics

- 5 mega-pixel iSight camera
- Retina display



# Current Stats

- Three million iPads sold in the first three months (one iPad every three seconds!)
- 15 million iPads in use today
- 70% of all hospitals in the US planning to deploy iPads in 2011





# App Stats

- Almost 10 BILLION apps sold so far.
- 65,000 native iPad apps in the App Store; 260,000 apps total (compared to 100,000 apps in the Android store and 9,000 in the Blackberry)
- 15,000 new apps are received every week.
- The iPad went from zero to 25% of the digital book market in just 2 months.



# More Stats

- App pricing
  - Average iPhone app price: \$1.99
  - Average iPad app price: \$4.99
- 80% of apps in the iTunes Store are paid; 20% are free.
- World-wide shipping of tablets:
  - 90% are iPads
  - 10% are other tablet brands

# How People Use Their iPads

Silicon Alley Insider

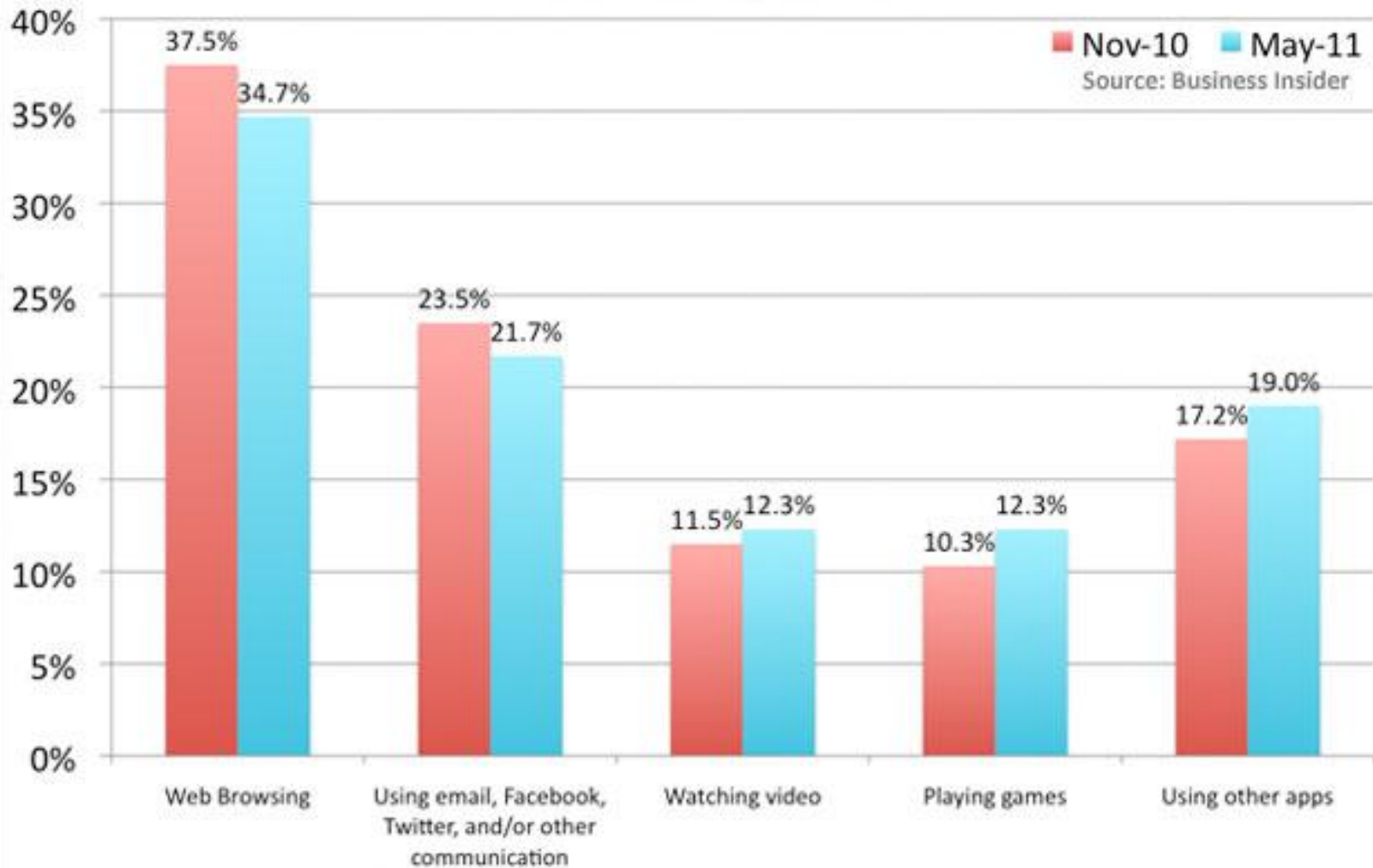


Chart of the Day

## What percentage of your iPad-usage time do you spend

Nov-10 May-11

Source: Business Insider



# Looking Inside the iPad



# Models and Pricing

	16GB	32GB	64GB
Wi-Fi Only	\$499	\$599	\$699
Wi-Fi + 3G	\$629	\$729	\$829

# The Buttons



# Similarities to the Touch and iPhone

- Uses **same cord** for synching and charging
- **Multi-touch**
- **Same basic apps** included (Calendar, Contacts, Notes, Maps, Videos, YouTube, iTunes, App Store)
- **Built-in microphone, accelerometer, and digital compass**
- **Runs all iPhone/iPod touch apps**

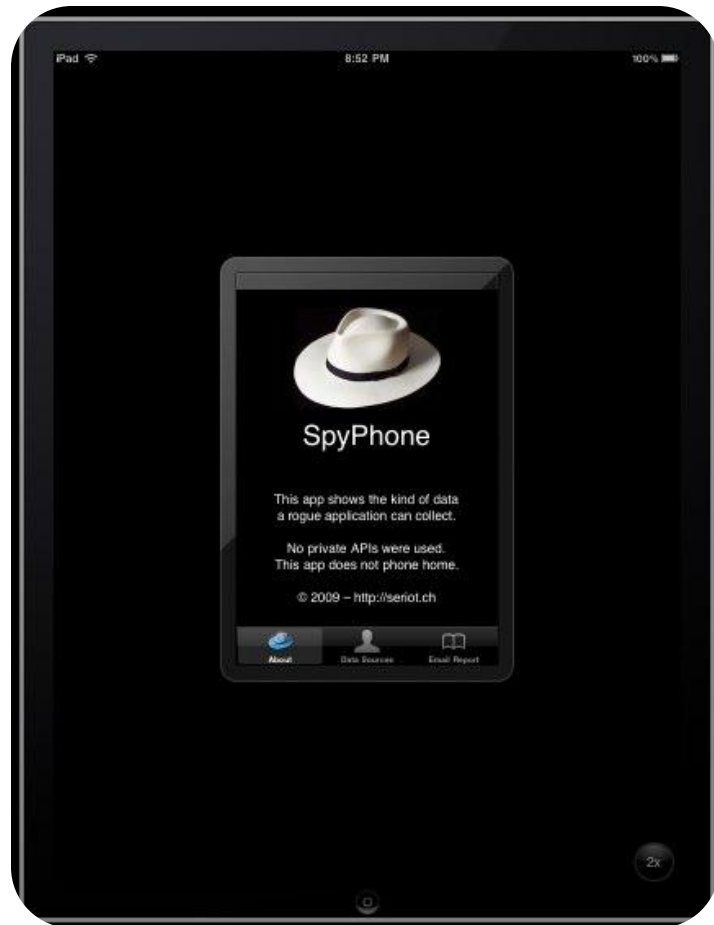
# Differences

- Higher resolution screen (HD)
- iPad-specific apps
- Larger screen area with more viewing options
- Faster
- Different charger
- Doesn't charge the same while syncing unless connected to a Mac computer





# Three Kinds of Apps



- **Compatible** - iPhone apps that run on any device (iPhone, iPod touch, iPad). When run on the iPad, they will only show in “compatibility mode.” You can choose between seeing them in their normal dimension, or double-sized with the 2x button.
- **Universal** - Not compatibility mode; always full screen.
- **iPad only**



Basic Use

# Let the Fun Begin!

Get with a partner for the next few activities.

**Learn together.**

Be ready to share what you've learned  
with others in the room.



# Getting Started

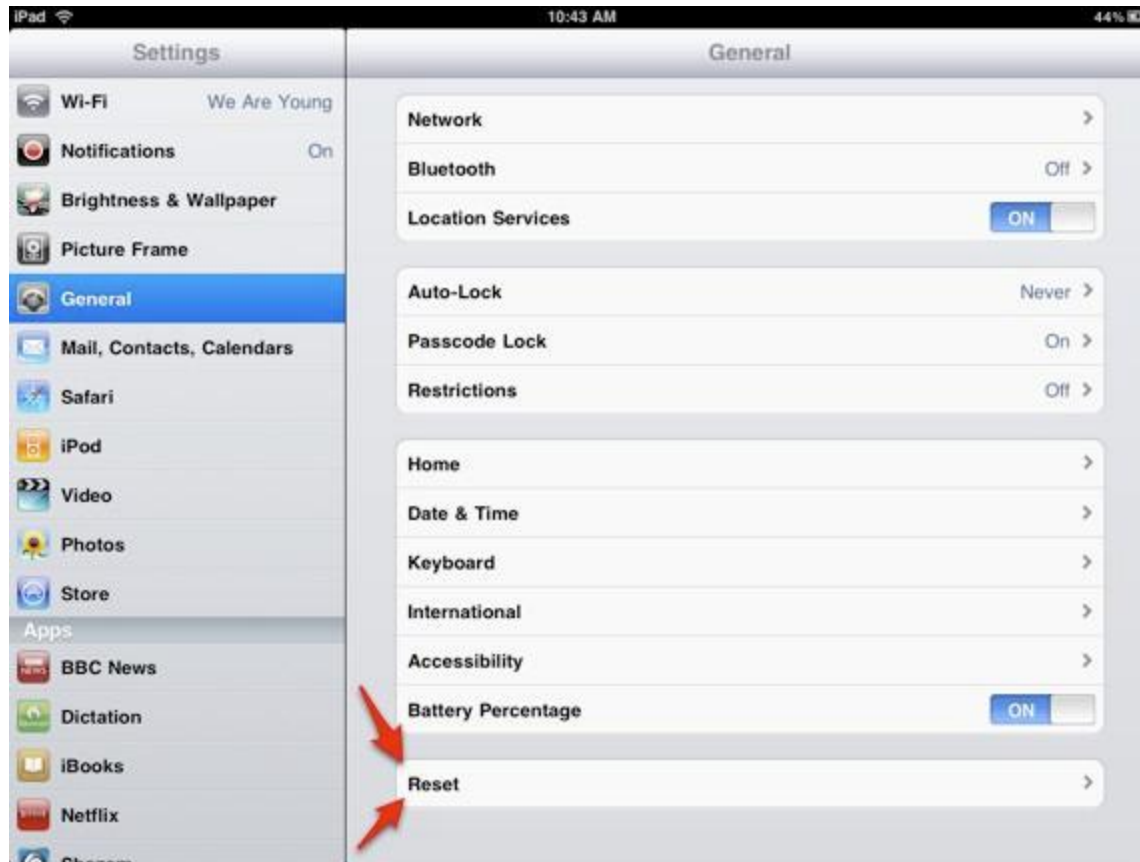
- To turn it on, hold the Sleep/Wake button until you see the Apple logo appear. Wait!
- To go to another screen, swipe from right to left.
- Press the Home button once on any screen to go to the first screen.
- To put the iPad to sleep, press the Sleep/Wake button quickly.
- To turn it completely off, hold the Sleep/Wake button until you see the Slide to Power Off bar. Slide.

# Swiping

- On the iPad, only small swipes are necessary.
- They work well near the edges of the screen where your thumbs rest naturally.



# Settings



Glance through  
the Settings icon  
and make sure  
you know what  
all of the  
different settings  
mean.

# Locking the Orientation

- Double tap the home button. That should pull up a list of recently used application (this is for fast switching between apps). You can swipe left to see even older apps, or swipe right to get a little control panel.
- On the left of the mini-control panel is the orientation lock/unlock button, and there's also easy access to brightness and iPod controls.





# Microphone and Speaker



# The Spotlight

- Swipe to the right on the main home screen to access the Spotlight.
- Type in a keyword and search for any app, song, contact, or calendar event, or see your search results in Wikipedia, Yahoo!, Google, or Bing.



# Organize Your Apps

- You can organize your apps any way that you like:
  - Alphabetically
  - Most used
  - By categories (news, media, games, education, etc.)
- To move an app, hold your finger on top of the app until it starts to wiggle. Then just slide it where you want it.
- To delete an app from your device, hold your finger on the app and then tap the X to delete. (An X only appears on items that you can delete.)
- To stop the wiggling, press the Home button.



# Safari



- Open Safari (web browser).
- Tap in the Address Bar at the top.
- Enter any web address ([www.tcea.org](http://www.tcea.org)).
- Bookmark it (to the left of the Address Bar).

# iPad Interactive Guide

- Your iPad comes with a built-in link to Apple's interactive guide. Look for it in the Safari browser bookmarks.

# Bookmarks Bar in Safari

- To turn on the Bookmarks Bar in Safari, go to Settings—Safari—Always Show Bookmarks Bar.



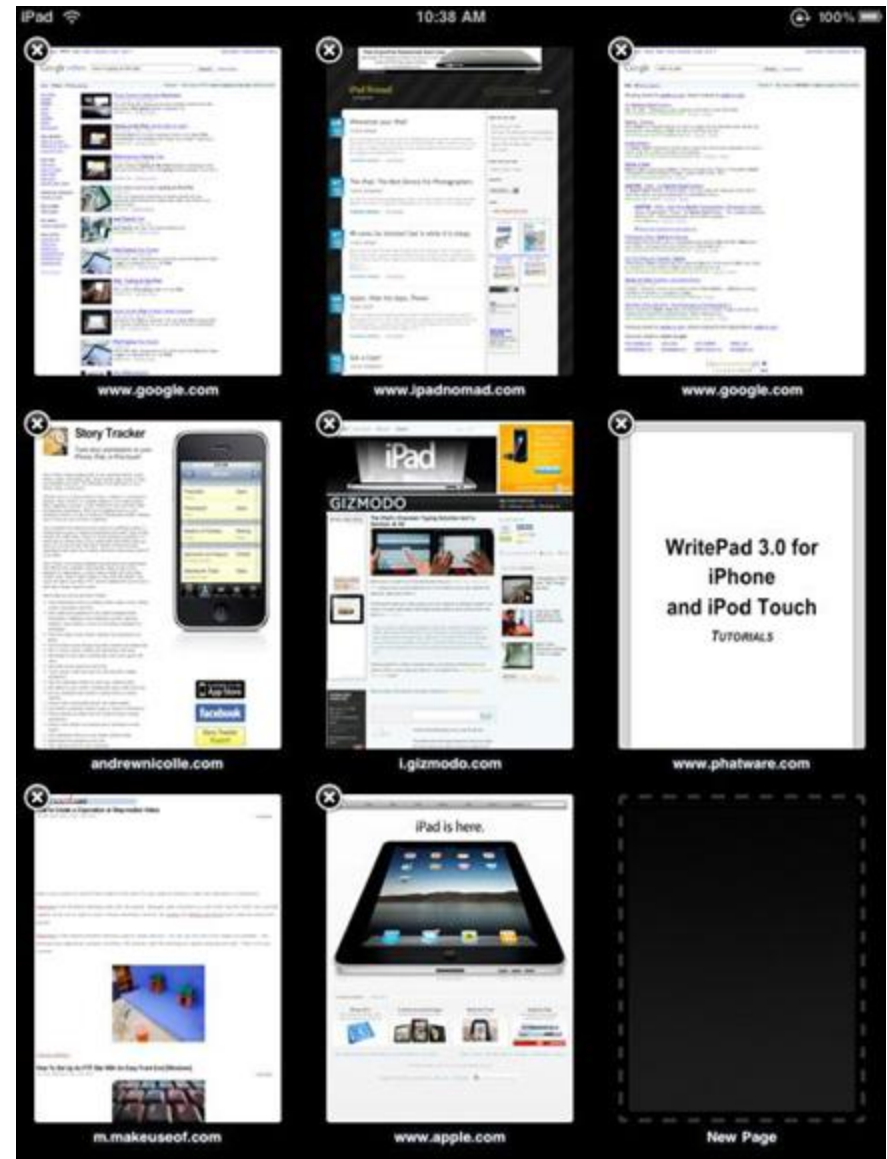
# Make a Web Clip

- A Web Clip is an icon you can add to your iPad as a shortcut to a website. With one tap, Safari will open the Web Clip's page.
  - To make a Web Clip, simply open the page in Safari.
  - Tap the Plus sign at the top of the screen.
  - Tap Add to Home Screen and edit the title (if you want).
  - Tap Add and, presto, a new icon is added to your Home Screen!





# Multiple Pages Open in Safari



# Even Faster!

- When typing a URL in Safari, you don't have to type the "www" or the ".com". For example, you can type "my-iphone" in the URL box in order to view "www.my-iphone.com."



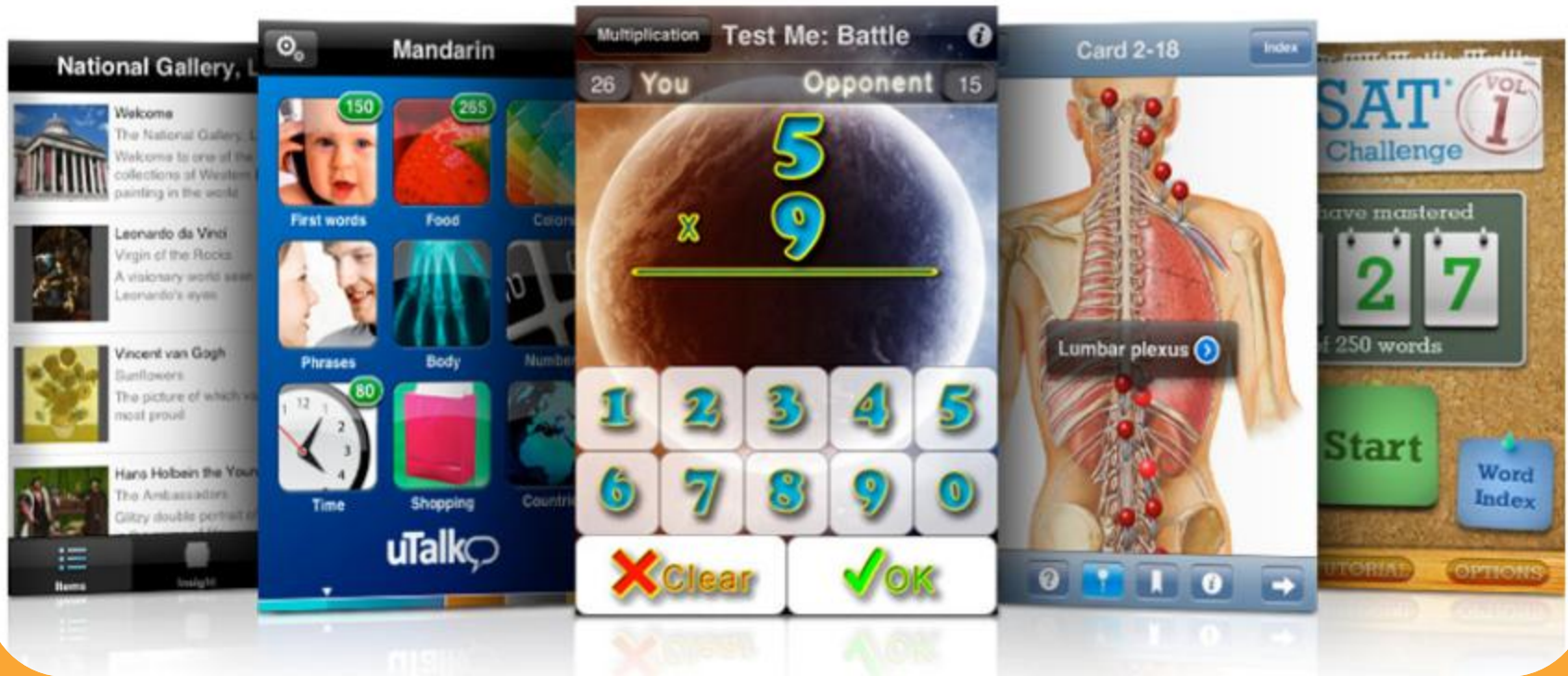
# App Store

- (In the Dock)
- Look at the Education Category (bottom).
- Shows updates for your apps.



# Thousands of apps. Endless potential.

With thousands of educational apps on the App Store, you put thousands of learning possibilities at your fingertips. Take a look at some of our favorite apps for learning.



<http://www.apple.com/education/apps/>

# How Many Apps Can I Have?

- The most screens (pages) your device can display with applications is:
  - 11 screens (11 x 20 folders x 20 apps in a folder = **4,400 apps**)
  - Up to 6 apps in the Dock.
- You can load more applications onto the device. But if you want to use them, you will need to search for them in the Search/Spotlight screen.






# Notes App

- Tap on the yellow part of the screen to take notes.
- Shake it to undo typing or redo typing.
- Email it to yourself or a co-worker.
- Great for taking notes during a session to share with others in your district.



# iBooks App



- Select a book to view.
- Flip through pages.
- Increase/decrease the font size.
- Change the brightness.
- Take notes.
- Create a bookmark.
- Look up a word.
- Sift through the table of contents.



# Productivity Apps

- AppStart for iPad
- The Betty Crocker Cookbook for iPad
- Bloomberg for iPad
- Dropbox
- Echofon for Twitter
- Evernote
- iChromy – Chrome Style Web Browser
- Planetary
- QuickVoice Recorder
- Twitter
- Use Your Handwriting
- Wikipanion
- WunderMap
- Zite





# Interactive Book Apps

- Compass 3D Storybook – My Ocean Friends
- Cooper's Big Bear Hug
- GuruBear HD – The Steadfast Tin Soldier
- iReading HD – The Emporer's New Clothes
- Miss Spider's Tea Party for the iPad (\$7.99)
- North Wind
- Pecos Bill Narrated by Robin Williams (\$3.99)
- Toy Story Read Along


# Primary Apps



- ABC and Me HD (\$2.49)
- Clean Up: Category Sorting
- FirstWords: Sampler
- I Learn with Poko: Seasons and Weather HD (\$2.99)
- Intro to Letters by Montessori (\$4.99)
- iWriteWords (\$1.99)
- Monkey Preschool Lunchbox (\$1.99)
- Pirate Treasure Hunt: Eight Challenges
- Pocket Charts (\$1.99 each for several different ones)
- Princess Ph.D.
- What's That Sound?

# ELA Apps

- Bluster!
- Free Books 23,469 Classics to Go
- Grammar Jammers Primary Edition
- King Arthur and His Knights iPad Edition (\$4.99)
- Maria Counts Pumpkins – LAZ Reader
- Maxjournal for iPad (\$2.99)
- Popplet Lite
- PuppetPals HD
- Sentence Builder for iPad (\$3.99)
- Shakespeare in Bits: Romeo & Juliet iPad Edition (\$14.99)
- Sight Words by Little Speller
- SpellBoard (\$4.99)
- StoryBuddy (\$3.99)



# Math Apps

- Basic Math with Mathaliens (\$.99)
- Khan Academy: Algebra 1
- Lobster Diver HD
- Math Circus
- Motion Math (\$.99)
- My First Tangrams HD (\$1.99)
- Park Math HD (\$1.99)
- Pearl Diver HD
- Quick Graph
- Symmetry Shuffle (\$1.99)
- Time, Money, & Fractions – On Track (\$9.99)



# Science Apps

- 3D Cell Simulation and Stain Tool
- The Elements: A Visual Exploration (\$13.99)
- Frog Dissection (\$4.99)
- Hudson Alpha iCell
- Khan Academy: Biology 1
- Life Science
- NASA App HD
- Orbit Architect
- Vernier Video Physics

# Social Studies Apps

- Civil War: America's Epic Struggle (\$4.99)
- Early Jamestown
- EarthObserver
- European Exploration: The Age of Discovery
- Google Earth
- History Line
- Lincoln Letters (Lite) iPad Edition
- Today in History (\$1.99)
- Today's Document from the National Archives
- Westward Expansion for iPad



# Fine Arts Apps



## Art

- Doodle Buddy for iPad
- Doodlelicious for iPad
- Draw for iPad
- Glow Paint
- Kid Paint
- Let's Create! Pottery HD Lite
- MirrorPaint Lite
- MoMA AB EX NY
- PegLight Free for iPad

## Music

- Air Harp (\$.99)
- Baby Piano HD Lite
- Classical Guitar
- Drum Kit XL
- GarageBand (\$4.99)
- JamPad
- Ratatap Drums Free
- Soundrop
- Virtuoso Piano Free 2 HD



# Free Play!



# Troubleshooting

- **Restart** your iPad.
- **Reset** your iPad.
  - Press and hold the Sleep/Wake button while you press and hold the Home button at the same time. This forces your iPad to restart.
- **Reset** iPad settings.
  - Tap the Settings icon on your Home screen, and then tap General→Reset→Reset All Settings. Resetting iPad settings won't erase your data, but you'll probably have to redo some settings afterwards.
- **Restore** your iPad.
  - Connect your iPad to your computer as though you were about to sync. Then select the iPad in the iTunes source list and click the Restore button on the Summary tab.

# Apps on Sale

- AppShopper (<http://appshopper.com/ipad>)
- Free App Alert  
(<http://ipad.freeappalert.com/>)
- BargainBin with Push (\$.99)
- AppSniper (\$1.99)

# Follow TCEA!

TCEA regularly Tweets about apps  
that are on sale.

**Follow us on Twitter @tcea**

or

Visit [www.twitter.com/tcea](http://www.twitter.com/tcea)!

# TCEA Recommended Apps

<http://bit.ly/ebyd3h>

Literature	Poetry	Vocabulary	Dictionaries	Writing	Digital Storytelling	Elementary Math	Time and Money	Fractions
Edgar Allen Poe Collection	Poetry Magnets (secondary only)	Chicktionary	Dictionarium	Sentence Builder for iPad (\$3.99)	Toontastic (\$3.99)	Ace Multiply Matrix HD Free - for iPad	Jungle Coins (\$2.99)	Math Fractions: Understanding Fractions Lite
EZ Jane Eyre	Instant Poetry HD (\$1.99)	Bluster!	HElexicon English Dictionary and Thesaurus HD (\$ .99)	Maxjournal for iPad (\$1.99)	Story Patch (\$ .99)	Ace Kids Math Games HD Free Lite	Lil' Kitten Shopping Cart Game (free for a limited time)	Time, Money & Fractions On-Track for iPad (\$9.99)
Shakespeare	Verses - The Poetry Game	Vocabulary Central Grade 6	Dictionary.com	StoryBuddy for iPad (\$2.99)	StoryKit	Let's Do Math!	My First Clock (\$2.99)	Jungle Fractions (for iPad) (\$2.99)
Shakespeare in Bits: Romeo & Juliet iPad Edition (\$14.99)	Autumn Sky Poetry	Vocabulary Central Grade 7	WordWeb Dictionary	WritePad (\$ .99)	StoryBuddy for iPad (\$2.99)	Mad Math Lite	Time, Money & Fractions On-Track for iPad (\$9.99)	Pizza Fractions: Beginning with Simple Fractions

# Professional Development

- “The iPad in Education” – Nov. 3 and March 8
- “Leading with the iPad” – June 7, June 22, and Oct. 18
- “iTeach, iLearn: iPad in the Classroom” – June 21, Oct. 1, March 3, and June 4
- “iDevices and Special Needs Students” – October 19
- “I Can Make an App for That!” – June 24-25
- “iDevices in Education” webinar bundle

**If Apple can do for the K-12  
textbook market  
what they did for music  
the iPad will change forever  
the way kids are taught in school.**



# Questions

